

MENW 1100 Series

Social Security Office
Stockton Ca
HCS Engineering



B1 Satin Black



B2 Textured Black



M13 Anodized Silver



T6 Pewter



P9 Brushed Nickel



W13 Pearl Beige



W1 Yolk White



Z1 Satin Bronze



Z3 Textured Bronze



T4 Shimmer Gray



P2 Brushed Aluminum



W3 Textured White



W2 Gloss White



28435 Industry Drive., Valencia, California 91355
West Coast Sales: 800-325-4448 / 661-257-0286 • fax 800-323-2346 / 661-257-0201
East Coast Sales: 866-350-0991 • fax 866-490-5754
www.lightwayind.com • sales@lightwayind.com



Revision: 12/08/2022

MENW-1100-LED

Construction:

- Steel housing and chassis
- Diffuser UV-stabilized, high impact resistant, 100% DR acrylic


Light Source:

- LED
- Dimming to 10% **Included**

Notes:

- Integral mounting plate; keyhole slots
- Top and bottom white acrylic lens - standard
- Optional photocell (21) increases fixture depth 1 1/2"
- Optional battery backup
- Optional lens cover (NCL) eliminates up/down light
- UL and CUL listed **WET** location
- LED Components
 - Replaceable Module
 - CRI > 90
 - Universal 120/277 volt standard
 - 5-Year Warranty on LED Components
- You may also like the [MERW](#) or [MANW](#) Series

Type:	
Job Name:	



DESIGN OPTIONS



MENW-A



MENW-B



MENW-C



MENW-D



MENW-E



MENW-F

Fixture Overall Dimensions

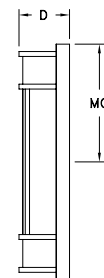
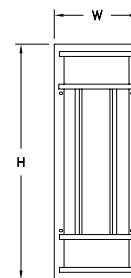
Height - 10.5" - 18" - 26" - 38" - 50"

Width - 11 1/4"

Depth - 6 1/2"

"MC" - 5.25" - 9" - 13" - 19" - 25"

- See 600 or 900 Series for other width options



28435 Industry Drive., Valencia, California 91355
 West Coast Sales: 800-325-4448 / 661-257-0286 • fax 800-323-2346 / 661-257-0201
 East Coast Sales: 866-350-0991 • fax 866-490-5754
www.lightwayind.com • sales@lightwayind.com



MENW-1100-LED

ORDERING INFORMATION

Example: MENW-1126-LED-O2C-4-D-Z1-WSA

MENW

Size	LED	Watts	Source Lumens	Dimming	Energy Star	Kelvin	Cage	Finish	Diffuser	Options
						2 3000K	A	B1 Satin Black	WSA White Smooth Acrylic	DIM LED dimming driver (0 - 10v) DIMLD Line Voltage /TRIAC/ELV/120v Consult Factory Z1 Photocell - Specify voltage 01 - 120 volt 02 - 277 volt NCL Aluminum Lens Cover - <i>See Notes</i> 39 J-Box with knockouts on all sides ES Energy Star listed components T24 Title 24/JA8 Compliant (F1Y configuration only) Battery Backup Options (Available with 0-10v only) BB10 10 Watts (1170lm) for 90-Minutes
						3 3500K	B	B2 Text Black		
						4 4000K	D	Z1 Satin Bronze		
							C	Z3 Text Bronze		
							E	W1 Yolk White		
							F	W2 Gloss White		
								W3 Text White		
							X	T4 Shimmer Gray		
								M13 Anod Silver		
								T6 Pewter		
								W13 Pearl Beige		
								Optional (See Price List)		
								M17 Brass Powder		
								P2 Brushed Alum		
								P9 Brushed Nickel		
								M16 Antique Brass		
1110-LED	O2A	12	1600	0-10v	NO					
1118-LED	O3C	27	3630	0-10v	NO					
1126-LED	O2C	18	2420	0-10v	NO					
	O4C	36	4840	0-10v	NO					
	F1Y	30	3235	TRIAC/ELV	YES					
1138-LED	O3C	27	3630	0-10v	NO					
	O6C	54	7260	0-10v	NO					
1150-LED	O4C29	29	3412	0-10v	NO					
	O4C	36	4840	0-10v	NO					
	O8C	72	9680	0-10v	NO					



28435 Industry Drive., Valencia, California 91355
 West Coast Sales: 800-325-4448 /661-257-0286 • fax 800-323-2346 /661-257-0201
 East Coast Sales: 866-350-0991 • fax 866-490-5754
 www.lightwayind.com • sales@lightwayind.com



Revision: 12/08/2022