



Elevate your space with this contemporary framed wall sconce, designed for damp-listed environments and available in two sizes ranging from 15 to 27 inches in height. Its standout feature is a washable lens, customizable in a wide array of faux wood finishes. A white diffused side lens offers a soft, architectural glow, creating a warm and ambient halo around the fixture. Complement the design with your choice of metal finishes to perfectly match your interior aesthetic.

Optional features include integral battery backup and occupancy sensor for enhanced functionality.

Proudly **handcrafted in the United States**, this fixture complies with **Buy American, Build America (BABA) standards**, ensuring quality and accountability.



Construction:

- Steel housing and chassis
- Front diffuser: Faux wood grain lens. Washable with damp cloth and water.
- Side Diffuser: White polycarbonate lens providing top/bottom and side lens output.

Light Source:

- LED
- Dimming to 10% **Included**

Notes:

- Mounts to standard J-box
- Custom cage styles available
- ADA compliant
- Optional Battery Backup
- **Build America, Buy America Act Compliant**
- UL and CUL listed **DAMP** location
 - Replaceable Module
 - CRI > 90
 - Universal 120/277 volt standard
 - 5-Year Warranty on LED Components

Type:	
Job Name:	



Shown with Bamboo
Diffuser (DT2)

LBLW-15

Height - 15"
Width - 6.5"
Depth - 3.5"

LBLW-27

Height - 27"
Width - 6.5"
Depth - 3.5"



ORDERING INFORMATION


Example: LBLW-27-LED-O2C-3-Z3-DT2

LBLW


Size	LED					Kelvin		Finish	Front Diffuser	Options
		Watts	Source Lumens	Dimming	Energy Star	1 2700K 2 3000K 3 3500K 4 4000K 5 5000K		See Finish Options Page 3	Maple DV1 Opaque Maple DT1 Semi-Translucent Maple Bamboo DV2 Opaque Bamboo DT2 Semi-Translucent Bamboo Teak DV3 Opaque Teak DT3 Semi-Translucent Teak Walnut DV4 Opaque Walnut DT4 Semi-Translucent Walnut	DIM LED dimming driver (0 - 10v) OCCHFA Concealed Occupancy Sensor See Sensor Resource Sheet Battery Backup Options (Available with 0-10v only) BB10 10 Watts (1170lm) for 90-Minute
15-LED	O1C13	9	1400	0-10v	NO					
27-LED	O2C	18	2420	0-10v	NO					
	O2C32	32	3654	0-10v	NO					




Standard Finishes



W1 Yolk



W2 Gloss White



W3 Textured White



W13 Pearl Beige



B1 Satin Black




B2 Textured Black




Z3 Textured Bronze




Z1 Satin Bronze



M13 Anodized Silver



T4 Shimmer Gray




T6 Pewter



T1 Silver Gray



T5 Textured Silver



M17 Brass Powder

Premium Finishes - Contact Factory For Pricing



U12 Parkers Blue



U13 Cornflower Blue



A15 Medium Gray



G13 Sage Green



W18 Sand Fossil



R4 Deep Red



M20 Tuscan Sun



D12 Butterscotch



P2 Brushed Aluminum



P9 Brushed Nickel

DISCLAIMER:

Colors displayed on your screen may vary slightly from the actual product color due to differences in monitor calibration and lighting conditions. Sample chips are available upon request. **Not all finishes are available with all fixtures. Please consult factory for premium finishes.**



28435 Industry Drive., Valencia, California 91355
800-325-4448 / 661-257-0286 • fax 800-323-2346 / 661-257-0201
www.lightwayind.com • sales@lightwayind.com




WOOD DIFFUSER

Walnut (DT4)

Teak (DT3)

Bamboo (DT2)

Maple (DT1)



DISCLAIMER:

Colors displayed on your screen may vary slightly from the actual product color due to differences in monitor calibration and lighting conditions. Sample chips are available upon request. **Not all finishes are available with all fixtures. Please consult factory for premium finishes.**



28435 Industry Drive., Valencia, California 91355
800-325-4448 / 661-257-0286 • fax 800-323-2346 / 661-257-0201
www.lightwayind.com • sales@lightwayind.com

